


What's New in BricsCAD V17

BIC 2016: What's New in BricsCAD V17

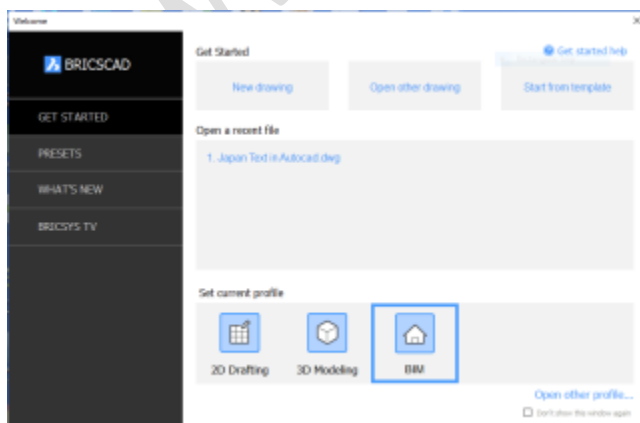
Munich, Germany



We are now watching the most awaited presentation in which Hans de Backer is telling us all that is new in BricsCAD V17.

The Startup Screen is now a Signpost to More Resources

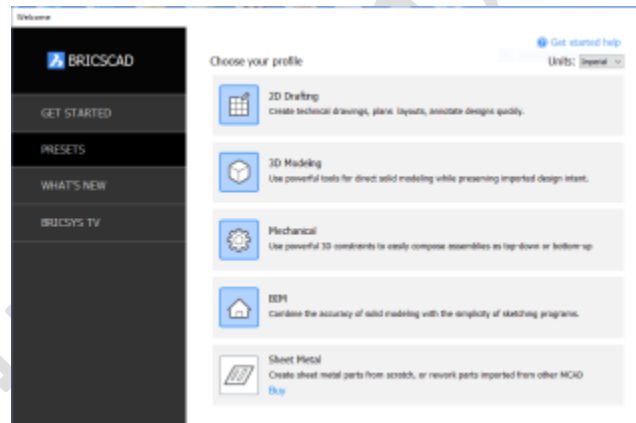
The First impression @ First Point of landing matters the most, and the Bricsys product management team has done some neat progress here. The startup screen has improved and is more communicative and opens doors to several support channels. The [Bricsys TV](#) & Release Notes are accessible from here itself and that should significantly improve traffic and use of the [Bricsys TV](#) videos.



The Main Startup Screen



Bricsys TV is now integrated in the startup



The Workspaces are now called PRESET access points.

- It is now easier to switch between profiles.
- Style families now allow users to easily find differences between dimension styles. Simply select two or more dimension styles in Drawing Explorer and you can now highlight the differences between them by color coding.


This post is combination of some live inputs from Han's presentation and notes that I have compiled from the Release Notes.

Here are some key takeaway points from Hans presentation:

- Improvements in Visual Styles. Performance improvements.
- There is a native PDF printer driver, engine ready, UI under development.
- Improved Spline Editing

- Improved 3D Snaps which were introduced in V16
- 3d navigation through models easier and faster

A few random screen grabs from this presentation:

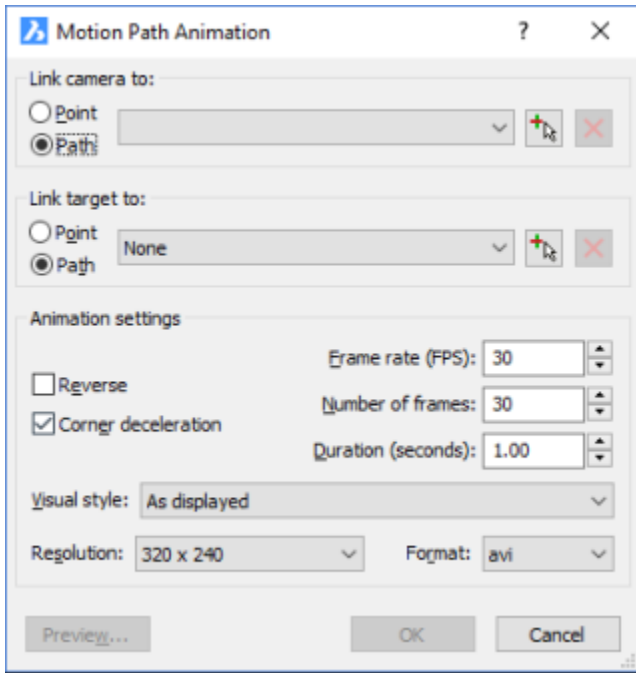




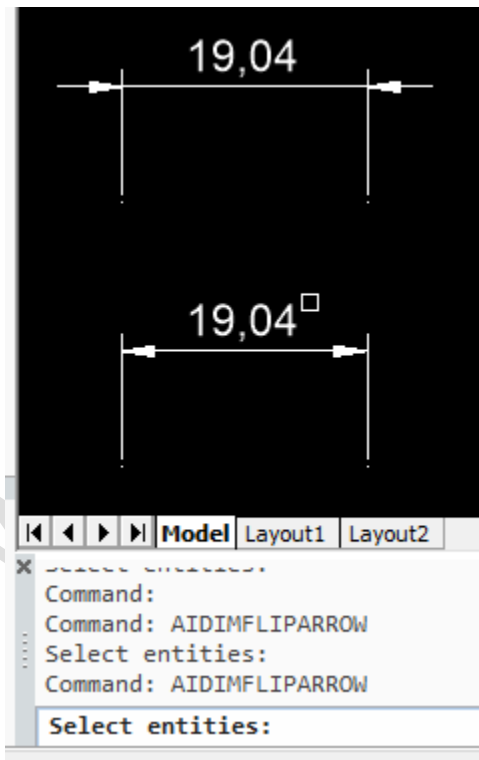
General Drawing Improvements

New command **ANIPATH** allows point-and-shoot animation to be generated by specifying camera and target points across a 3d landscape.

- The **ANIPATH** command fills the gap in the conceptual visualization process. A quick 3D sketched model often needs to be animated as well, and the **ANIPATH** command is now available to do just that.



- New command **AIDIMFLIPARROW** flips direction of selected dimension arrow with ease. A neat tool for clutter space management.



- The **DIM** command is more communicative now, and it is really helpful to know the various options, instead of a cryptic prompt Dimensioning Command:

- A new command **AIDIMPREC** allows to set [change] the precision of dimension objects directly. We had this in [CADPower](#) for few years. A frequently asked convenience.

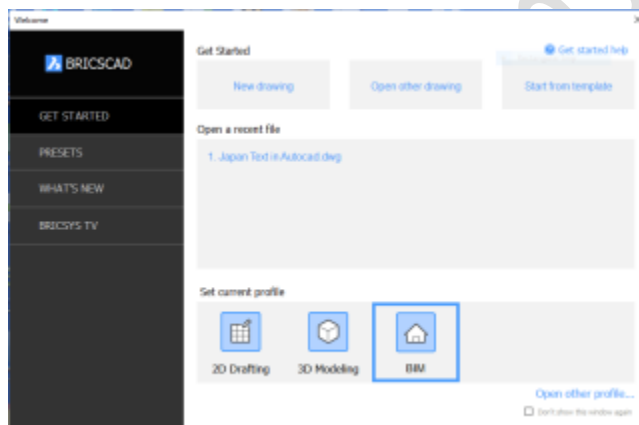
```
Command: AIDIMPREC  
Enter option [0/1/2/3/4/5/6] <2>:
```

More to come in following presentations.....

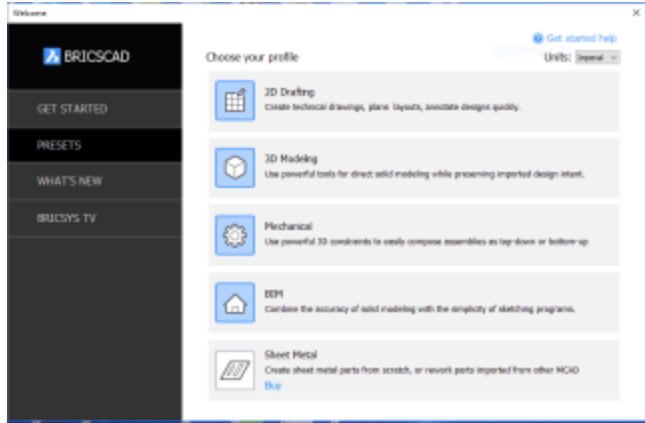
BricsCAD V17: First Looks, What's New in Startup Screen?

Munich, Germany

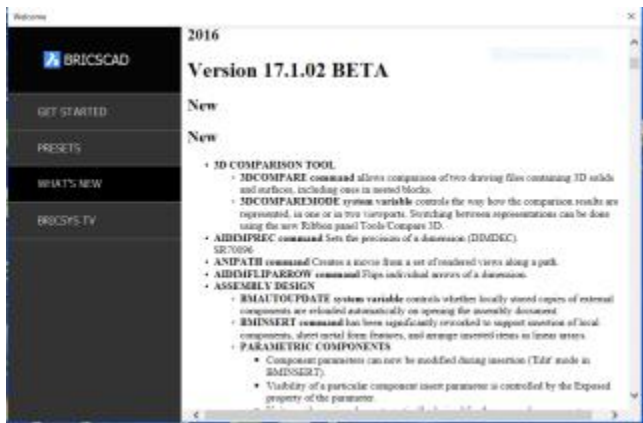
One of the first things you notice when you start BricsCAD V17 is a modified startup screen that not only tells you how to use the software but also offers pointers to external resources. [BricsysTV](#) and What's New - Release Notes is now accessible from within the startup window itself. These are small improvements but make it significantly easier for new, trial users to find the support and information resources about BricsCAD.



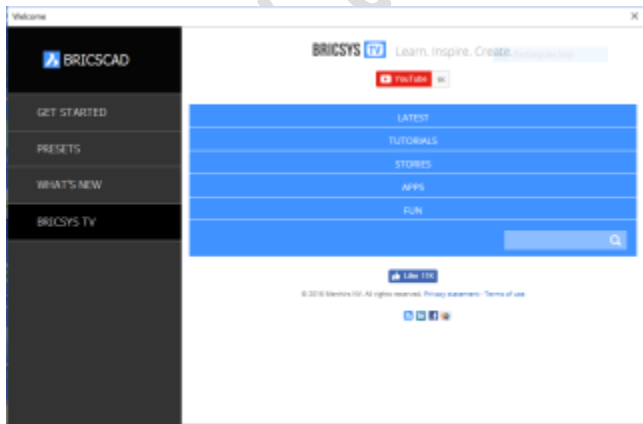
The startup main menu



The PRESETS section displays all the work-spaces that BricCAD Offers



The What's New section brings Release Notes and update history right into the main stage



And finally, BricsysTV gets a powerful visibility push - right into the BricCAD front desk

For more information, contact Rakesh Rao: +91-9243438300, +91-8073279755,
rakesh.rao@thedesignsense.com

www.thedesignsense.com